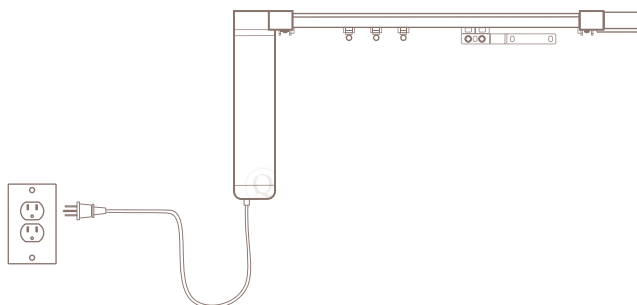


DRAPERY  
**PLUG & PLAY**  
RESOURCE

THINGS TO KNOW

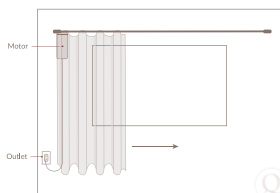
**POWER**



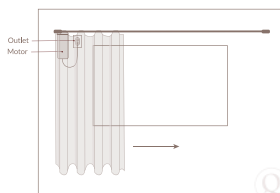
The Plug and Play motorized system uses a traditional 3 prong plug to draw power from a wall outlet. Each motor requires its own connection of 110 volt direct power.

**LOCATION**

**EXISTING OUTLET**



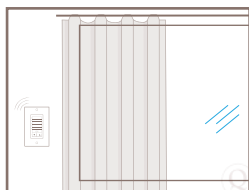
**NEW OUTLET**



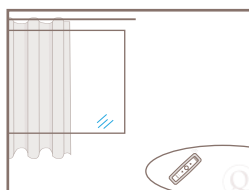
If motor is to utilize existing power location, we will hide the cord behind drapery. If new outlet to be provided, we recommend placing it 5" inside of drapery width at same height of drapery.

**CONTROLS**

**WIRELESS WALL SWITCH**



**REMOTE**



Our wireless wall switches and remotes should be operated anywhere within 60 feet from the window. These battery operated controls can be surface mounted and no wires or connections are required.



**QUILTCRAFT**