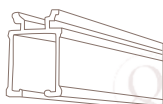


DRAPERY HARDWARE

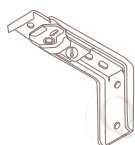
BASIC COMPONENTS

RESOURCE

GLOSSARY



HARDWARE TRACK Ensures smooth operation of drapery. Needs to be supported every thirty inches with brackets.



WALL BRACKET Fastens track to bracket by turning of c-clamp. Adjustable width maintains level and accurate installation.



END STOP Allows the stationary portion of the drapery panel to remain stable while the drapery traverses.



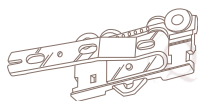
CARRIER (FRICTION/BALL BEARING) Enables drapery to move along track. Stationary panels use friction carriers, traversing panels use ball bearing.



SHOULDER SCREW Secures the baton and adapter to the drapery stiffener through the metal grommet.



BATON Typically 36" long, composed of white fiberglass or clear acrylic. Secures to drapery stiffener with adapter and screw. Open loop end for ADA compatibility.



MASTER CARRIER Leads drapery panel along track. Supports drapery stiffener and baton. Modified for right and left panels.



ADAPTER Allows the baton to be secured to the master carrier, and ensures smooth operation.



PIN HOOK Used to attach pleated drapery to the hardware. The pin is placed behind the pleat and the opposite side is hooked into the ball bearing carriers.



QUILTcraft